






**PRODUCT DESCRIPTION**

This classic cylinder design has been made ultra-thin intending its use in applications requiring ADA compliance. The sconce casts generous lighting both upwards and downwards using dedicated, high-powered LED. Concealed within the frame, there is a range voltage 120-277V LED driver making this a great option for light commercial as well as residential applications. Available in Matte Black, Architectural Bronze and White outdoor powder coat finishes. For Dark Sky applications, make use of the optional Dark Sky Cap available.

**FINISHES OPTION**

-  Architectural Bronze (ABZ)
-  Black (BK)
-  White (WT)

**MATERIAL**

Aluminum, Glass

**RATINGS**

cETLus  
Damp Location  
CA Title 24



**ADDITIONAL**

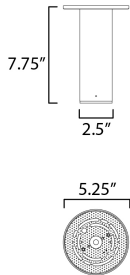
SLOPE:  
RATED LIFE 25000 Hours  
OPERATING TEMPERATURE:  
-20°C (-4°F), 40°C (104°F)

**MEASUREMENTS**

DIMENSION : 5.25" W x 7.75" H  
CANOPY : 5.25" W x 0.25" H x 5.25" L  
HANGING WEIGHT : 1.54 lb

**LAMPING**

INPUT VOLTAGE : 120-277V  
LUMENS : 700 Rated (640 Del.)  
BULB : 7W LED DC Integrated , 7W Total  
BULB INCLUDED : (Integrated)  
DIMMABLE : Triac or ELV at 120V  
CRI : 90 CRI  
COLOR\_TEMP : 3000K



Always consult a qualified electrician before installing any lighting product.



**Modifications or Customizations:** Please email [contract@studiomlighting.com](mailto:contract@studiomlighting.com)  
**Sample Request:** Please email [order@studiomlight.com](mailto:order@studiomlight.com) with subject line "Sample Order\_ [Project Name] / [Specifier/Designer]"  
All samples are subject to Studio M approval and must show proof of project and/or explanation.

Job Name:	Job Type:
Quantity:	Comments: