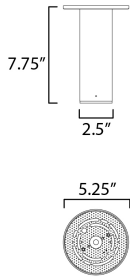




**PRODUCT DESCRIPTION**

This classic cylinder design has been made ultra-thin intending its use in applications requiring ADA compliance. The sconce casts generous lighting both upwards and downwards using dedicated, high-powered LED. Concealed within the frame, there is a range voltage 120-277V LED driver making this a great option for light commercial as well as residential applications. Available in Matte Black, Architectural Bronze and White outdoor powder coat finishes. For Dark Sky applications, make use of the optional Dark Sky Cap available.






**MEASUREMENTS**

DIMENSION : 5.25" W x 7.75" H  
 CANOPY : 5.25" W x 0.25" H x 5.25" L  
 HANGING WEIGHT : 1.54 lb

**LAMPING**

INPUT VOLTAGE : 120-277V  
 LUMENS : 700 Rated (640 Del.)  
 BULB : 7W LED DC Integrated , 7W Total  
 BULB INCLUDED : (Integrated)  
 DIMMABLE : Triac or ELV at 120V  
 CRI : 90 CRI  
 COLOR\_TEMP : 3000K

**FINISHES OPTION**

-  Architectural Bronze (ABZ)
-  Black (BK)
-  White (WT)

**MATERIAL**

Aluminum, Glass

**RATINGS**

cETLus  
 Damp Location  
 CA Title 24



**ADDITIONAL**

SLOPE:  
 RATED LIFE 25000 Hours  
 OPERATING TEMPERATURE:  
 -20°C (-4°F), 40°C (104°F)

Always consult a qualified electrician before installing any lighting product.



**Modifications or Customizations:** Please email [contract@studiomlighting.com](mailto:contract@studiomlighting.com)  
**Sample Request:** Please email [order@studiomlight.com](mailto:order@studiomlight.com) with subject line "Sample Order\_ [Project Name] / [Specifier/Designer]"  
 All samples are subject to Studio M approval and must show proof of project and/or explanation.

Job Name:	Job Type:
Quantity:	Comments: