



**PRODUCT DESCRIPTION**

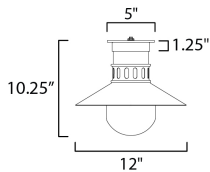
Coastally inspired, the wide brimmed aluminum spun shade on this series of outdoor rated sconces, pendants, and flush mounts features a tiered shade design. The ringed separation features a filigree of oval cut outs, whereby a single lamp illuminates the Satin White glass supporting it. The resulting light is dispersed both above and below the spun shade as well as through the patterned filigree. Both modern and classic homes can appreciate this classic design reimagined. The series is available either in Matte Black or a striking Two-Tone Black with Antique Brass.

**MEASUREMENTS**



DIMENSION : 12" L x 12" W x 10.25" H  
 CANOPY : 5" W x 1.25" H x 5" L  
 HANGING WEIGHT : 2.89 lb

**LAMPING**

INPUT VOLTAGE : 120V  
 BULB : 60W Incandescent E26 Medium , 60W Total  
 BULB INCLUDED : (Not Included)  
 DIMMABLE : Y



**FINISHES OPTION**

-  Black (BK)
-  Black / Antique Brass (BKAB)

**GLASS**

Satin White SW

**MATERIAL**

Aluminum, Glass

**RATINGS**

cETLus  
 Wet Location



**ADDITIONAL**

SLOPE:  
 OPERATING TEMPERATURE:  
 -20°C (-4°F), 40°C (104°F)

Always consult a qualified electrician before installing any lighting product.

**STUDIO•M**

**Modifications or Customizations:** Please email [contract@studiomlighting.com](mailto:contract@studiomlighting.com)  
**Sample Request:** Please email [order@studiomlighting.com](mailto:order@studiomlighting.com) with subject line "Sample Order\_ [Project Name] / [Specifier/Designer]"  
 All samples are subject to Studio M approval and must show proof of project and/or explanation.

Job Name:	Job Type:
Quantity:	Comments: