



PRODUCT DESCRIPTION

A directional light source that can be used as a vanity sconce or portrait lighting. The fixture features a curved metal panel that directs the light precisely where desired, while a dual mount junction box allows you to install it seamlessly on a horizontally installed single gang junction box or standard 3-0 or 4-0 junction box with the cover plate included. Available in Black, Polished Chrome, and Natural Aged Brass.




MEASUREMENTS

DIMENSION : 20.25" W x 4.75" H x 6" Ext
 MAX OAH : 4.75" W x 4.75" H
 HANGING WEIGHT : 2.706 lb

LAMPING

INPUT VOLTAGE : 120-277V
 LUMENS : 1,300 Rated (930 Del.)
 BULB : 17W LED DC Integrated , 17W Total
 BULB INCLUDED : (Integrated)
 DIMMABLE : Triac, ELV, 0-10V
 CRI : 90 CRI
 COLOR_TEMP : 3000K
 LIGHTING_DIRECTION : Directional

FINISHES OPTION

-  Black (BK)
-  Natural Aged Brass (NAB)
-  Polished Chrome (PC)

MATERIAL

Stainless Steel, Steel, Aluminum, S

RATINGS

cETLus
 Damp Location



ADDITIONAL

INSTALL UP/DOWN: Horizontal
 SLOPE:
 RATED LIFE 50000 Hours
 OPERATING TEMPERATURE:
 -20°C (-4°F), 40°C (104°F)

Always consult a qualified electrician before installing any lighting product.



Modifications or Customizations: Please email contract@studiomlighting.com
Sample Request: Please email order@studiomlighting.com with subject line "Sample Order_ [Project Name] / [Specifier/Designer]"
 All samples are subject to Studio M approval and must show proof of project and/or explanation.

Job Name:	Job Type:
Quantity:	Comments