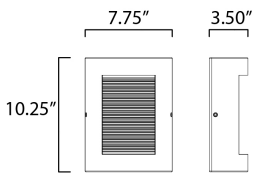




**PRODUCT DESCRIPTION**

This outdoor collection is cast in concrete for maximum durability in harsh climates such as coastal environments. Available in your choice of White or Grey Aggregate, both are powered by dual integrated LED boards for efficient and long life operation.





**MEASUREMENTS**

DIMENSION : 7.75" W x 10.25" H x 3.5" Ext  
 MAX OAH : 6.25" W x 5.5" H  
 HANGING WEIGHT : 7.1 lb

**LAMPING**

INPUT VOLTAGE : 120V  
 LUMENS : 668 Rated (450 Del.)  
 BULB : 4W LED AC Integrated , 8W Total  
 BULB INCLUDED : (Integrated)  
 DIMMABLE : Electronic Low Voltage (ELV)  
 CRI : 80 CRI  
 COLOR\_TEMP : 3000K  
 LIGHTING\_DIRECTION : Down

**FINISHES OPTION**

-  Greystone (GSN)
-  Sandstone (SSN)

**MATERIAL**

Concrete, Aluminum

**RATINGS**

cETLus  
 Wet Location  
 ADA



**ADDITIONAL**

INSTALL UP/DOWN: Up  
 SLOPE:  
 RATED LIFE 35000 Hours  
 OPERATING TEMPERATURE:  
 -20°C (-4°F), 40°C (104°F)

Always consult a qualified electrician before installing any lighting product.



**Modifications or Customizations:** Please email [contract@studiomlighting.com](mailto:contract@studiomlighting.com)  
**Sample Request:** Please email [order@studiomlighting.com](mailto:order@studiomlighting.com) with subject line "Sample Order\_ [Project Name] / [Specifier/Designer]"  
 All samples are subject to Studio M approval and must show proof of project and/or explanation.

Job Name:	Job Type:
Quantity:	Comments: