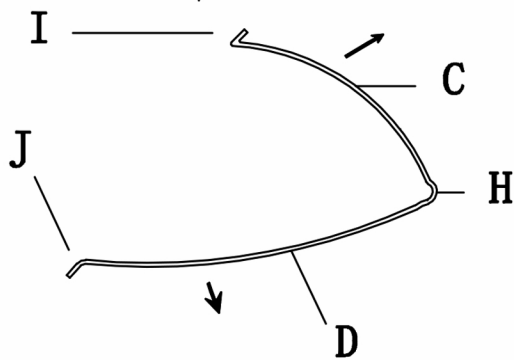
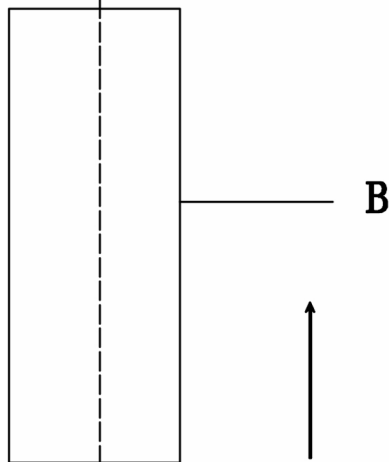
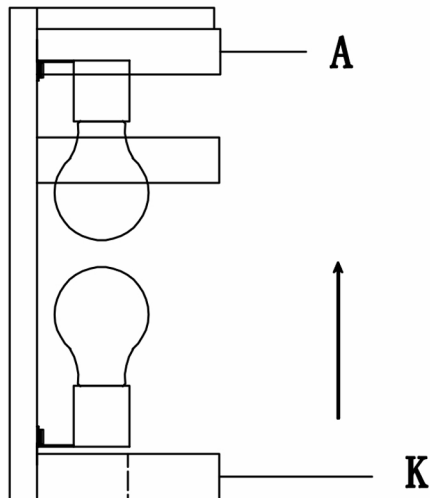


STUDIO•M

SM56002

Please consult your electrician for hanging fixture and wiring.



1. Screw bulb(not included) into the socket–Max 2*60W Type A.
2. Place glass(B) into lamp frame (A) carefully.

3. Put the two ends (I, J)of the clip into the side holes.

4. In accordance with the direction of the arrow, Press the both sides(C, D) of the clip with thumb so that fix vertex (H)of the clip into the middle notch(G)of the bottom bracket(K)to secure the glass (B), and then release the thumb.

5. For more details, please see the assembly steps from back.

