

NINA | MAGON

---


STUDIO • M LIGHTING



Globally renowned for creating spectacular spaces, Nina Magon, founder and principal of Nina Magon Studio, is an award winning interior designer, with a portfolio of luxurious residential, commercial, and hospitality projects, inclusive of a curated collection of lifestyle product designs. Known for her edgy and bold aesthetic, Nina infuses each design with her signature style by using bold elements, color, and timeless modernity. They excite the senses, in their thoughtful use of materials and construction. Nina's spaces and product creations have garnered her recognition and accolades from numerous distinguished publications that regularly feature her work including Architectural Digest, Elle Décor, Interior Design, Hospitality Design, Luxe, Aspire, the Wall Street Journal and many more.









SM24903



SM24905



SM24906

## CONTOUR CORD HUNG PENDANTS

Gentle curves descend from the ceiling and pop with spheres of satin white glass shades. Strikingly modern, yet elegantly timeless the Contour series exemplifies Nina Magon's design aesthetic using curved silhouettes and bold applications of color. Offered in a variety of rich metallic finishes including Brushed Bronze, Heritage Brass, and Polished Chrome as well as made-to-order powder coat finishes, this collection provides the flexibility to match more spaces. Choose either warm 3000k or bright white 4000k LED lamps included and complete this energy-efficient solution that'll add visual interest to your space that can last generations.

### Dimensions

SM24903	19.25"L x 10.75"W x 22"H
SM24905	22"L x 10.75"W x 28"H
SM24906	22"L x 10.75"W x 36.75"H

### Lamping

(3) 4W G9 LED 1200lm
(5) 4W G9 LED 2000lm
(6) 4W G9 LED 2400lm

### Available Finishes

Polished Chrome (PC)
Heritage Brass (HR)
Brushed Bronze (BBZ)

### Color Temperature

3000K for HR & BBZ  
4000K for PC





SM24914

## CONTOUR FIXED STEM PENDANT

Gentle curves descend from the ceiling and pop with spheres of satin white glass shades. Strikingly modern, yet elegantly timeless the Contour series exemplifies Nina Magon's design aesthetic using curved silhouettes and bold applications of color. Offered in a variety of rich metallic finishes including Brushed Bronze, Heritage Brass, and Polished Chrome as well as made-to-order powder coat finishes, this collection provides the flexibility to match more spaces. Choose either warm 3000k or bright white 4000k LED lamps included and complete this energy-efficient solution that'll add visual interest to your space that can last generations.

### Dimensions

Height 45.75"  
Width 14.75"  
Length 43"

### Lamping

(14) 4W G9 LED 5600lm, 90+ CRI  
\*3000K for HR & BBZ  
\*4000K for PC

### Available Finishes

Polished Chrome (PC)  
Heritage Brass (HR)  
Brushed Bronze (BBZ)





SM24919

## CONTOUR FIXED STEM PENDANT

Gentle curves descend from the ceiling and pop with spheres of satin white glass shades. Strikingly modern, yet elegantly timeless the Contour series exemplifies Nina Magon's design aesthetic using curved silhouettes and bold applications of color. Offered in a variety of rich metallic finishes including Brushed Bronze, Heritage Brass, and Polished Chrome as well as made-to-order powder coat finishes, this collection provides the flexibility to match more spaces. Choose either warm 3000k or bright white 4000k LED lamps included and complete this energy-efficient solution that'll add visual interest to your space that can last generations.

### Dimensions

Height 57.5"  
Width 19.5"  
Length 52"

### Lamping

(19) 4W G9 LED, 7600lm, 90+CRI  
\*3000K for HR & BBZ  
\*4000K for PC

### Available Finishes

Polished Chrome (PC)  
Heritage Brass (HR)  
Brushed Bronze (BBZ)



SM24916

## CONTOUR CORD HUNG PENDANT

Gentle curves descend from the ceiling and pop with spheres of satin white glass shades. Strikingly modern, yet elegantly timeless the Contour series exemplifies Nina Magon's design aesthetic using curved silhouettes and bold applications of color. Offered in a variety of rich metallic finishes including Brushed Bronze, Heritage Brass, and Polished Chrome as well as made-to-order powder coat finishes, this collection provides the flexibility to match more spaces. Choose either warm 3000k or bright white 4000k LED lamps included and complete this energy-efficient solution that'll add visual interest to your space that can last generations.

### Dimensions

Height 41.25"  
Width 19"  
Length 52"

### Lamping



(16) 4W G9 LED, 6400lm, 90+ CRI  
\*3000K for HR & BBZ  
\*4000K for PC

### Available Finishes


Polished Chrome (PC)  
Heritage Brass (HR)  
Brushed Bronze (BBZ)








Palazzo Pink



Waynesboro Taupe



Stratton Blue



Oxford White

**CONTOUR**  
MADE TO ORDER  
FIXTURES

Make Nina Magon's Contour pendants your own! This configuration will allow you to customize the size, LED lamp color, and best of all Made-to-Order powder coat finishes. Choose from our recommended library of curated finishes selected by Nina such as Oxford White, Stratton Blue, Taupe, or Palazzo Pink as seen in the highly-regarded work of Nina Magon at the Kips Bay Design House in West Palm Beach. If a custom configuration or finish is not shown, please reach out to our specialized Concierge team and we'll contact you within 24 hours! With Made-to-Order options, get greater design flexibility on an already beloved collection.

**Arm Option**

- (6) 4W LED G9
- (5) 4W LED G9

**Canopy Options**

- Single
- 5 Arms
- 6 Arms

**Available Powder Coats**

- |                  |      |
|------------------|------|
| Palazzo Pink     | (PP) |
| Waynesboro Taupe | (WT) |
| Stratton Blue    | (SB) |
| Oxford White     | (OW) |







SM24841

## **ZEPPELIN MINI PENDANT**

Encased in a brilliantly metallic cage, the Zeppelin showcases airy shapes of precision cut glass with angular details as if illuminated jewelry. The framework cage is finished in either a timeless Heritage Brass or sleek Polished Gunmetal so that this collection complements both modern and traditional settings. Dedicated LED downlights are recessed within the frame to provide additional functional light, while LED lamps are included to highlight the etched details of the suspended glasswork.

### **Dimensions**

Height 12.25"  
Width 6.25"  
Length 6.25"  
Wire 120"

### **Lamping**

6W Total MR11 and LED  
420lm, 3000K

### **Available Finishes**

Polished Gunmetal (GM)  
Heritage Brass (HR)





SM24843

## ZEPPELIN SINGLE PENDANT

Encased in a brilliantly metallic cage, the Zeppelin showcases airy shapes of precision cut glass with angular details as if illuminated jewelry. The framework cage is finished in either a timeless Heritage Brass or sleek Polished Gunmetal so that this collection complements both modern and traditional settings. Dedicated LED downlights are recessed within the frame to provide additional functional light, while LED lamps are included to highlight the etched details of the suspended glasswork.

### Dimensions


Height 24.25"  
Width 5.25"  
Length 5.25"  
Wire 120"

### Lamping

8.5W Total MR11 and LED  
600lm, 3000K

### Available Finishes

Polished Gunmetal (GM)  
Heritage Brass (HR)



SM24849

**ZEPPELIN**  
LINEAR  
PENDANT

Encased in a brilliantly metallic cage, the Zeppelin showcases airy shapes of precision cut glass with angular details as if illuminated jewelry. The framework cage is finished in either a timeless Heritage Brass or sleek Polished Gunmetal so that this collection complements both modern and traditional settings. Dedicated LED downlights are recessed within the frame to provide additional functional light, while LED lamps are included to highlight the etched details of the suspended glasswork.

**Dimensions**

Height 7"  
Width 6.25"  
Length 49.25"  
Wire 120"

**Lamping**

22W Total MR11 and LED  
800lm, 3000K

**Available Finishes**

Polished Gunmetal (GM)  
Heritage Brass (HR)



SM24848

## ZEPPELIN FLOOR LAMP

Encased in a brilliantly metallic cage, the Zeppelin showcases airy shapes of precision cut glass with angular details as if illuminated jewelry. The framework cage is finished in either a timeless Heritage Brass or sleek Polished Gunmetal so that this collection complements both modern and traditional settings. Dedicated LED downlights are recessed within the frame to provide additional functional light, while LED lamps are included to highlight the etched details of the suspended glasswork.

### Dimensions

Height 59"  
Width 7.5"  
Length 7.5"

### Lamping

11.5W Total MR11 LED  
800lm, 3000K

### Available Finishes

Polished Gunmetal (GM)  
Heritage Brass (HR)



## **ALINA** PENDANT

Seemingly limber arms in French Gold or Matte Black are dotted with glowing white glass spheres illuminated by dedicated LED light sources. As if 14K Gold bangles with pearl accents are transformed into a lighting fixture that whimsically glows as they float from thin stems, the Alina Collection manifests the concept that lighting is the jewelry of the room.

### **Dimensions**

Height 35.25"

Width 7.5"

Length 7.5"

### **Lamping**

10W Integrated LED

800lm, 3000K

CRI 90+

### **Available Finishes**

French Gold (FG)

Matte Black (BK)



SM24836



SM24833

## **ALINA** PENDANT

Seemingly limber arms in French Gold or Matte Black are dotted with glowing white glass spheres illuminated by dedicated LED light sources. As if 14K Gold bangles with pearl accents are transformed into a lighting fixture that whimsically glows as they float from thin stems, the Alina Collection manifests the concept that lighting is the jewelry of the room.

### **Dimensions**

Height 18.75"  
Width 4.75"  
Length 7.5"

### **Lamping**

5W Integrated LED  
400lm, 3000K  
CRI 90+

### **Available Finishes**

French Gold (FG)  
Matte Black (BK)





SM24830

## ALINA SCONCE

Seemingly limber arms in French Gold or Matte Black are dotted with glowing white glass spheres illuminated by dedicated LED light sources. As if 14K Gold bangles with pearl accents are transformed into a lighting fixture that whimsically glows as they float from thin stems, the Alina Collection manifests the concept that lighting is the jewelry of the room.

### Dimensions

Height 17.5"  
Width 7.5"  
Ext. 3.5"

### Lamping

5W Integrated LED  
400lm, CRI 80+  
3000K

### Available Finishes

French Gold (FG)  
Matte Black (BK)











SM24811

## MEGALITH PENDANT

A monument to the beauty of stone, the Megalith collection is constructed using a robust iron stem that branches off to support various panel options. These various elliptical panels are back lit with globes of white cased glass. Choose from stone panels sets including Spanish Alabaster, a pleasantly pink Rose Jade, White Onyx or a breathtaking Striae Arya with dramatic veining and dark grey color tone. The enduring appeal of the stone's character boosts the luxurious nature of this design. The framework is available in Gunmetal or Brushed Bronze and made to order configurations for quick modifications. For a more modern, futuristic approach to the design, the Megalith collection is also offered in a retro dichroic glass option.

### Dimensions

Height 17.25"  
Width 7.25"  
Length 7.25"

### Lamping

(1) 4W LED G9  
450lm, CRI 90+  
3000K

### Available Finishes

Brushed Bronze (BBZ)  
Gunmetal (GM)

### Panel Options

Spanish Alabaster (WA)  
White Onyx (OX)  
Rose Jade (RJ)  
Striae Arya (ARY)  
Dichroic glass (DC)  
Various Stone Set (VS)





SM24810

## MEGALITH SCONCE

A monument to the beauty of stone, the Megalith collection is constructed using a robust iron stem that branches off to support various panel options. These various elliptical panels are back lit with globes of white cased glass. Choose from stone panels sets including Spanish Alabaster, a pleasantly pink Rose Jade, White Onyx or a breathtaking Striae Arya with dramatic veining and dark grey color tone. The enduring appeal of the stone's character boosts the luxurious nature of this design. The framework is available in Gunmetal or Brushed Bronze and made to order configurations for quick modifications. For a more modern, futuristic approach to the design, the Megalith collection is also offered in a retro dichroic glass option.

### Dimensions

Height 15.5"  
Width 7"  
Ext. 6.75"

### Lamping

(1) 4W G9 LED  
450 lm, CRI 90+  
3000K

### Available Finishes

Brushed Bronze (BBZ)  
Gunmetal (GM)

### Panel Options

Spanish Alabaster (WA)  
White Onyx (OX)  
Rose Jade (RJ)  
Striae Arya (ARY)  
Dichroic glass (DC)





**MEGALITH  
MADE TO  
ORDER**

Make Nina Magon’s Megalith pendants your own! Select the canopy, finish and stone or glass panels desired on a cord-hung pendant kit. Reach out to your sale representative or Studio M concierge to configure your custom Megalith design.



**Dichroic Glass**



**Alabaster**



**Striae Arya**



**Rose Jade**



**White Onyx**

**Canopies**

- Single Port (SM24812)
- 5 port 48" (SM24815)
- 8 port 72" (SMC1008)

**Dimensions**

- 7.25"W x 7.25"L x 17.25"H
- 13.75"W x 48"L x 29.25"H
- 13.75"W x 72"L x 29.25"H

**Available Finishes**


- Brushed Bronze (BBZ)
- Gunmetal (GM)

**Panels**

- Spanish Alabaster (WA)
- White Onyx (OX)
- Rose Jade (RJ)
- Striae Arya (ARY)
- Dichroic glass (DC)
- Various Stone 3 Set (VS)











SM24800



SM24801

**STONEWALL**  
ILLUMINATE  
MIRROR & Decor

Complimentary wall lighting products display the unique beauty of Spanish Alabaster and our Striae Arya stone panels in a modern application. Low-profile ADA sconce options in alabaster as well as illuminated mirrors and wall decor pair perfectly with the Megalith collection or stand alone to enhance a room's décor.

	<b>Dimensions</b>	<b>Lamping</b>	<b>Available Finishes</b>
SM24800 ( Mirror )	22.5"W x 40"H x 3"Ext	35W Integrated LED	Striae Arya (ARY)
SM24801 ( Decor )	14.5"W x 30"H x 3"Ext	40W Integrated LED	White Alabaster (WA)





SM24802

## **STONEWALL** ADA SCONCE

Displaying the unique natural beauty of Spanish Alabaster in a modern configuration, the Stonewall LED Wall sconce provides a low-profile option for use in hospitality and residential spaces. Coupled with the illuminated mirrors and wall decor, these coordinating pieces pair perfectly with the Megalith collection or stand alone to enhance a room's décor.

### **Dimensions**

Height 18"

Width 5.5"

Depth 2."

### **Lamping**

15W Integrated LED

1050lm, 3000K

CRI 90+

### **Finish**

Spanish Alabaster with  
Heritage Brass (WABCN)











SM24602

## **STITCHED** SIDE PENDANT

Expertly fabricated metalwork constructed to support artisan craft leatherwork in Dark Brown tones. Configured to illuminate orbs of light supported at various positions, the white glass spheres cast ambient light from the included LED lamps diffused within. The hand applied Brushed Bronze finish compliments the luxurious, genuine Dark Brown leather creating a warm soft modern lighting product. Conspicuously joined together around the frame's center, the leather features eye-catching saddle stitching. An exercise in master craftsmanship, the Stitched Collection presents a playful, yet handsomely casual lighting collection that agrees with both modern and transitional aesthetics.

### **Dimensions**

Height 14"  
Width 8.5"  
Length 5"

### **Lamping**

(1) 4W G9 LED  
3000K, CRI 90+

### **Finish**

Dark Brown Leather/ Brushed Bronze (BBZ)



SM24603

## STITCHED DOWN PENDANTS

Expertly fabricated metalwork constructed to support artisan craft leatherwork in Dark Brown tones. Configured to illuminate orbs of light supported at various positions, the white glass spheres cast ambient light from the included LED lamps diffused within. The hand applied Brushed Bronze finish compliments the luxurious, genuine Dark Brown leather creating a warm soft modern lighting product. Conspicuously joined together around the frame's center, the leather features eye-catching saddle stitching. An exercise in master craftsmanship, the Stitched Collection presents a playful, yet handsomely casual lighting collection that agrees with both modern and transitional aesthetics.

### Dimensions

Height 16.75"  
Width 5.5"  
Length 4.75"

### Lamping

(1) 4W G9 LED  
3000K, CRI 90+

### Finish

Dark Brown Leather/ Brushed Bronze (BBZ)



SM24601

## STITCHED DOWN LIGHT SCONCE

Expertly fabricated metalwork constructed to support artisan craft leatherwork in Dark Brown tones. Configured to illuminate orbs of light supported at various positions, the white glass spheres cast ambient light from the included LED lamps diffused within. The hand applied Brushed Bronze finish compliments the luxurious, genuine Dark Brown leather creating a warm soft modern lighting product. Conspicuously joined together around the frame's center, the leather features eye-catching saddle stitching. An exercise in master craftsmanship, the Stitched Collection presents a playful, yet handsomely casual lighting collection that agrees with both modern and transitional aesthetics.

### Dimensions

Height 15.75"

Width 5.5"

Length 5.5"

### Lamping

(1) 4W G9 LED

3000K, CRI 90+

On / Off Switch

### Finish

Dark Brown Leather/ Brushed Bronze (BBZ)



SM24600

## **STITCHED SIDE LIGHT SCONCE**

Expertly fabricated metalwork constructed to support artisan craft leatherwork in Dark Brown tones. Configured to illuminate orbs of light supported at various positions, the white glass spheres cast ambient light from the included LED lamps diffused within. The hand applied Brushed Bronze finish compliments the luxurious, genuine Dark Brown leather creating a warm soft modern lighting product. Conspicuously joined together around the frame's center, the leather features eye-catching saddle stitching. An exercise in master craftsmanship, the Stitched Collection presents a playful, yet handsomely casual lighting collection that agrees with both modern and transitional aesthetics.

### **Dimensions**

Height 14"  
Width 8.5"  
Length 5.5"

### **Lamping**

(1) 4W G9 LED  
3000K, CRI 90+  
On / Off Switch

### **Available Finish**

Dark Brown Leather/ Brushed Bronze (BBZ)



## **STITCHED MADE TO ORDER**

Expertly fabricated metalwork constructed to support artisan craft leatherwork in Dark Brown tones. Configured to illuminate orbs of light supported at various positions, the white glass spheres cast ambient light from the included LED lamps diffused within. The hand applied Brushed Bronze finish compliments the luxurious, genuine Dark Brown leather creating a warm soft modern lighting product. Conspicuously joined together around the frame's center, the leather features eye-catching saddle stitching. An exercise in master craftsmanship, the Stitched Collection presents a playful, yet handsomely casual lighting collection that agrees with both modern and transitional aesthetics.

### **Pendants**

Side-Light Pendant (SMP24602)  
Down-Light Pendant (SMP24603)

### **Canopies**

5 Light (SM24605)  
8 Light (SM24608)


### **Finish**

Dark Brown Leather w/ Brushed  
Bronze (BBZ)











SM24701

## ARYA PENDANT

Double stacked hand-blown glass domes plateau to a flattened plane resting marvelously on a cylindrical tube striped with dedicated LED light reveals. Glass options of Mirror Smoked or an opulent Emerald Green pair with a second clear glass shade. They appear to float as they suspend on the cylinders finished in fine French Gold or Polished Black Nickel. At the end of the cylinder an additional downlight provides functional lighting below.

### Dimensions

Height 9.5"  
Width 14"  
Length 14"  
Wire 120"

### Lamping

9W Integrated LED  
400lm, CRI 90+  
3000K


### Glass Options

Clear (CL)  
Emerald Green (GE)  
Smoke (MS)

### Available Finishes

French Gold (FG)  
Black Nickel (BC)





SM24402

## STRATUM PENDANT

Clear slabs of glass a half inch thick are pressed together between two discs finished in Natural Aged Brass. As the glass approaches the center, each slab of glass increases in dimension creating a gradation of light revealing the glasses' shape and character. Dedicated LED lighting emits from concealed polycarbonate tubes evenly distributing the light source in all directions. These LED tubes terminate at brass discs supported by Dark Brown leather straps that both suspend the pendants and conceal the electrical wiring stitched within them. Elevate your lighting to the next Stratum integrating bygone modern design elements with innovative technologies and expert craftsmanship.

### Dimensions

Height 16"  
Width 4"  
Length 32.25"  
Wire 120"

### Lamping

26W Integrated LED  
960lm, CRI 90+  
3000

### Available Finish

Clear Glass and Natural Aged Brass (CLNAB)





SM24401

## STRATUM PENDANT

Clear slabs of glass a half inch thick are pressed together between two discs finished in Natural Aged Brass. As the glass approaches the center, each slab of glass increases in dimension creating a gradation of light revealing the glasses' shape and character. Dedicated LED lighting emits from concealed polycarbonate tubes evenly distributing the light source in all directions. These LED tubes terminate at brass discs supported by Dark Brown leather straps that both suspend the pendants and conceal the electrical wiring stitched within them. Elevate your lighting to the next Stratum integrating bygone modern design elements with innovative technologies and expert craftsmanship.

### Dimensions

Height 15.75"  
Width 4"  
Length 15.75"  
Wire 120"

### Lamping

10W Integrated LED  
750lm, CRI 90+  
3000K

### Available Finishes

Clear Glass and Natural Aged Brass (CLNAB)





SM24400

## STRATUM

Sconce / Flush

Clear slabs of glass a half inch thick are pressed together between two discs finished in Natural Aged Brass. As the glass approaches the center, each slab of glass increases in dimension creating a gradation of light revealing the glasses' shape and character. Dedicated LED lighting emits from concealed polycarbonate tubes evenly distributing the light source in all directions. These LED tubes terminate at brass discs supported by Dark Brown leather straps that both suspend the pendants and conceal the electrical wiring stitched within them. Elevate your lighting to the next Stratum integrating bygone modern design elements with innovative technologies and expert craftsmanship.

### Dimensions

Height 2.25"  
Width 10"  
Length 10"



### Lamping

10W Integrated LED  
450lm, CRI 90+  
3000K

### Available Finishes

Clear Glass and Natural Aged Brass (CLNAB)











SM2431

## **SATELLITE** Accent Lamp

A bold dish of French Gold reflects the glow of Satin White Opal White glass shades that softly diffuse LED lamps provided. The globe shade rests on a solid mass of exquisitely veined Black marble. The combination offers a delightful combination of elements in a restrained, yet sophisticated accent lamp.

### **Dimensions**



Height 16.00  
Width 6.50"  
Length 9.50"

### **Lamping**

(1) 4W G9 LED  
450lm, 3000K, CRI 90+  
On / Off Rocker Switch

### **Available Finish**

Black Marble with French Gold (FGBK)





SM2441

## **HOURGLASS** Desk Lamp

A polished mix of materials in a stylishly geometric accent lamp come together in the Hopper Accent Lamp by Nina Magon. The base is fabricated out of a mass of Black marble while it's inversely resting cone shade is constructed of Polished Rose Gold stainless steel. The joint where the base and shade meet allows you to direct the light source to your discretion. Striking in its form, the Hopper exemplifies the mingling of fashion, culture, and design in a product.

### **Dimensions**

Height 17.00  
Width 9.00"  
Length 9.0"

### **Lamping**

(1) 9W E26 LED  
On/Off Rocker Switch

### **Available Finish**

Black Marble with Polished Rose Gold (RGBK)





SM2421

## **NEW AGE** Desk Lamp

In an approach distinctly found in the works of Nina Magon, the New Age portable desk lamp presents a familiar, yet unusual shape is made up of combined elements with sophisticated allure. A curved slab of brushed metal in Gunmetal or Bronze are feature a notched space showcase somewhat translucent natural stone works. Choose from a combination of Brushed Gunmetal with our recycled glass and marble composite, Straie Arya, or Brushed Bronze with Spanish Alabaster for warm neutral aesthetic. These portable lamps feature 3-step touch dimming technology and LED lamps provided softly diffused by the signature white glass globe shades.

### **Dimensions**

Height 20.25"

Width 6.0"

Length 9.75"

### **Lamping**

(1) 4W G9 LED

450lm, 3000k

3 Step Touch Dimmer



90+ CRI

### **Available Finishes**

Brushed Bronze with Alabaster (WABBZ)

Brushed Gunmetal with Striae Arya (ARYBGM)











N | M

---

S • M

NINA | MAGON  

---

STUDIO • M LIGHTING